ITALIAN KITCHEN AND BATH

kitchen | bath | tile | closet

CABINET SHOP DRAWINGS

CASA FAMILIA

10951 SW 84th St., Miami-Dade, Florida 33173

Project No: 23-033
Date: 11/05/2024
Finish: K019 SILVER LIBERTY ELM
Door Style: Shaker
Total Units: 25
Revision: 5.0

1777 NW 72TH AVE. MIAMI FL, 33126 | T. 305.599.9000 F. 305.599.9870

ITALIAN KITCHEN AND BATH
kitchen | bath | tile | closet
CASA FAMILIA
PROJECT NO: 23-033
DATE: 11/05/2024
REV: 5.0
DRAWN: A.C.
SCALE: 1/2" = 1'-0"
COVER

PROJECT CABINET MATRIX

CASA FAMILIA

UNIT NAME	QTY TOTAL	VANITY TYPE				KITCHEN TYPE	KITCHEN TYPE	
		V1	V2	V3	V4		TYPE	QTY
		VANITIES					KITCHENS	
BUILDING TYPE A	-						K1	32
UNIT A1	14	1				K1	K2	6
UNIT A2 FA	3		1			K2	K3	6
UNIT A3	2			1		K1	K4	6
UNIT B1	3	1			1	K3		
UNIT B2 FA	3		1		1	K4		
BUILDING TYPE B	-							
UNIT A1	14	1				K1		
UNIT A2 FA	3		1			K2		
UNIT A3	2			1		K1		
UNIT B1	3	1			1	K3		
UNIT B2 FA	3		1		1	K4		
	50	34 V1	12 V2	4 V3	12 V4			50

KITCHEN TOTAL QTY = 50

VANITY TOTAL QTY = 62

ITALIAN KITCHEN AND BATH

kitchen | bath | tile | closet

CASA FAMILIA
PROJECT NO: 23-033
DATE: 11/05/2024
REV: 5.0
DRAWN: A.C.
SCALE: 1/2" = 1'-0"
PROJECT MATRIX

UNIT A1 — CABINET SCHEDULE & LAYOUTS

PROJECT: CASA FAMILIA
ADDRESS: 10951 SW 84th St., Miami-Dade, Florida 33173
FINISH: Standard 1
ADA: NO (FHA Type B)

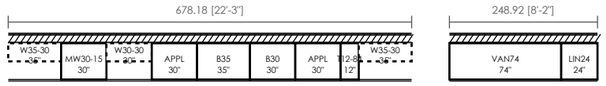

COUNTERTOP PLAN VIEW

#	Code	Description	Type	W(in)	H(in)	D(in)	Qty	Elev.	Location
SECTION 1 — KITCHEN CABINETS									
1	W35-30	Upper Wall 35.4"W	Upper Wall	35.4"	30.0"	13.0"	1	UNIT A1	Left of microwave
2	MW30-15	Microwave Shelf 30.0"W	Microwave Sh	30.0"	15.0"	13.0"	1	UNIT A1	Above range, Eleva
3	W30-30	Upper Wall 30.0"W	Upper Wall	30.0"	30.0"	13.0"	1	UNIT A1	Right of microwave
4	B35	Base 35.4"W	Base	35.4"	28.3"	23.6"	1	UNIT A1	Left of range, Ele
5	B30	Base 30.0"W	Base	30.0"	28.3"	23.6"	1	UNIT A1	Right of range, El
6	T12-84	Pantry 11.8"W	Pantry	11.8"	83.9"	23.6"	1	UNIT A1	Right of refrigera
7	W35-30	Upper Wall 35.4"W	Upper Wall	35.4"	30.0"	13.0"	1	UNIT A1	Left of refrigerat
SECTION 1 — KITCHEN CABINETS SUBTOTAL							7		
SECTION 2 — BATHROOM CABINETS									
1	VAN74	Vanity 74.0"W	Vanity	74.0"	34.3"	20.9"	1	A-6.00A	Bathroom, left wal
2	LIN24	Linen 23.6"W	Linen	23.6"	83.9"	23.6"	1	A-6.00A	Bathroom, right of
SECTION 2 — BATHROOM CABINETS SUBTOTAL							2		

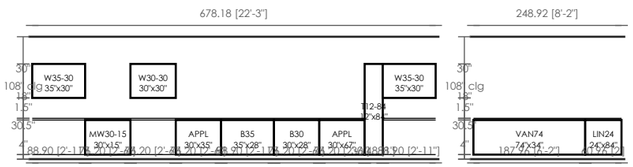

FRONT ELEVATION VIEW

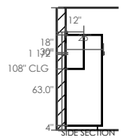

SIDE SECTION VIEW

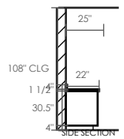

ITALIAN KITCHEN AND BATH
kitchen | bath | tile | closet

CASA FAMILIA
PROJECT NO: 23-033
DATE: 11/05/2024
REV: 5.0
DRAWN: A.C.
SCALE: 1/2" = 1'-0"
UNIT A1

UNIT A2-ADA — CABINET SCHEDULE & LAYOUTS

PROJECT: CASA FAMILIA
ADDRESS: 10951 SW 84th St., Miami-Dade, Florida 33173
FINISH: Standard 1
ADA: YES (Fully Accessible)

#	Code	Description	Type	W(in)	H(in)	D(in)	Qty	Elev.	Location
SECTION 1 — KITCHEN CABINETS									
1	W35-30-ADA	Upper Wall 35.4"W	Upper Wall	35.4"	30.0"	13.0"	1	UNIT A1	Left of microwave
2	MW30-15-ADA	Microwave Shelf 30.0"W	Microwave Sh	30.0"	15.0"	13.0"	1	UNIT A1	Above range, Eleva
3	W30-30-ADA	Upper Wall 30.0"W	Upper Wall	30.0"	30.0"	13.0"	1	UNIT A1	Right of microwave
4	B35-ADA	Base 35.4"W	Base	35.4"	34.0"	23.6"	1	UNIT A1	Left of range, Ele
5	B30-ADA	Base 30.0"W	Base	30.0"	34.0"	23.6"	1	UNIT A1	Right of range, El
6	T12-84-ADA	Pantry 11.8"W	Pantry	11.8"	83.9"	23.6"	1	UNIT A1	Right of refrigera
7	W35-30-ADA	Upper Wall 35.4"W	Upper Wall	35.4"	30.0"	13.0"	1	UNIT A1	Left of refrigerat
SECTION 1 — KITCHEN CABINETS SUBTOTAL							7		
SECTION 2 — BATHROOM CABINETS									
1	VAN74-ADA	Vanity 74.0"W	Vanity	74.0"	34.0"	20.9"	1	A-6.00A	Bathroom, left wal
2	LIN24-ADA	Linen 23.6"W	Linen	23.6"	83.9"	23.6"	1	A-6.00A	Bathroom, right of
SECTION 2 — BATHROOM CABINETS SUBTOTAL							2		

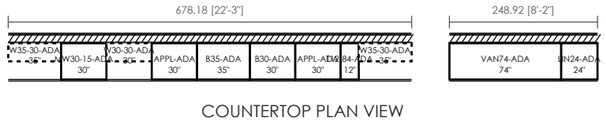

COUNTERTOP PLAN VIEW

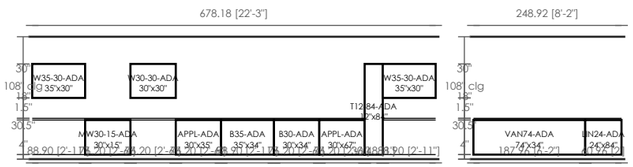

FRONT ELEVATION VIEW

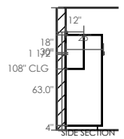

SIDE SECTION VIEW

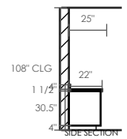

ITALIAN KITCHEN AND BATH
kitchen | bath | tile | closet

CASA FAMILIA
PROJECT NO: 23-033
DATE: 11/05/2024
REV: 5.0
DRAWN: A.C.
SCALE: 1/2" = 1'-0"
UNIT A2-ADA

UNIT A3 — CABINET SCHEDULE & LAYOUTS

PROJECT: CASA FAMILIA
ADDRESS: 10951 SW 84th St., Miami-Dade, Florida 33173
FINISH: Standard 1
ADA: NO (FHA Type B)

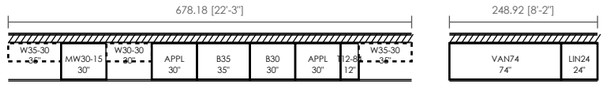

COUNTERTOP PLAN VIEW

#	Code	Description	Type	W(in)	H(in)	D(in)	Qty	Elev.	Location
SECTION 1 — KITCHEN CABINETS									
1	W35-30	Upper Wall 35.4"W	Upper Wall	35.4"	30.0"	13.0"	1	UNIT A1	Left of microwave
2	MW30-15	Microwave Shelf 30.0"W	Microwave Sh	30.0"	15.0"	13.0"	1	UNIT A1	Above range, Eleva
3	W30-30	Upper Wall 30.0"W	Upper Wall	30.0"	30.0"	13.0"	1	UNIT A1	Right of microwave
4	B35	Base 35.4"W	Base	35.4"	28.3"	23.6"	1	UNIT A1	Left of range, Ele
5	B30	Base 30.0"W	Base	30.0"	28.3"	23.6"	1	UNIT A1	Right of range, El
6	T12-84	Pantry 11.8"W	Pantry	11.8"	83.9"	23.6"	1	UNIT A1	Right of refrigera
7	W35-30	Upper Wall 35.4"W	Upper Wall	35.4"	30.0"	13.0"	1	UNIT A1	Left of refrigerat
SECTION 1 — KITCHEN CABINETS SUBTOTAL							7		
SECTION 2 — BATHROOM CABINETS									
1	VAN74	Vanity 74.0"W	Vanity	74.0"	34.3"	20.9"	1	A-6.00A	Bathroom, left wal
2	LIN24	Linen 23.6"W	Linen	23.6"	83.9"	23.6"	1	A-6.00A	Bathroom, right of
SECTION 2 — BATHROOM CABINETS SUBTOTAL							2		

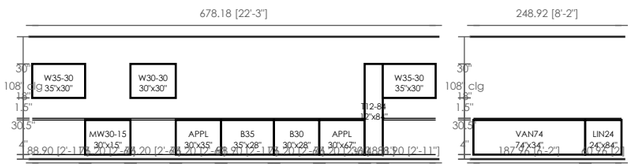

FRONT ELEVATION VIEW

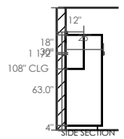

SIDE SECTION VIEW

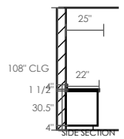

ITALIAN KITCHEN AND BATH
kitchen | bath | tile | closet

CASA FAMILIA
PROJECT NO: 23-033
DATE: 11/05/2024
REV: 5.0
DRAWN: A.C.
SCALE: 1/2" = 1'-0"
UNIT A3

UNIT B1 — CABINET SCHEDULE & LAYOUTS

PROJECT: CASA FAMILIA
ADDRESS: 10951 SW 84th St., Miami-Dade, Florida 33173
FINISH: Standard 1
ADA: NO (FHA Type B)

#	Code	Description	Type	W(in)	H(in)	D(in)	Qty	Elev.	Location
SECTION 1 — KITCHEN CABINETS									
1	W35-30	Upper Wall 35.4"W	Upper Wall	35.4"	30.0"	13.0"	1	UNIT A1	Left of microwave
2	MW30-15	Microwave Shelf 30.0"W	Microwave Sh	30.0"	15.0"	13.0"	1	UNIT A1	Above range, Eleva
3	W30-30	Upper Wall 30.0"W	Upper Wall	30.0"	30.0"	13.0"	1	UNIT A1	Right of microwave
4	B35	Base 35.4"W	Base	35.4"	28.3"	23.6"	1	UNIT A1	Left of range, Ele
5	B30	Base 30.0"W	Base	30.0"	28.3"	23.6"	1	UNIT A1	Right of range, El
6	T12-84	Pantry 11.8"W	Pantry	11.8"	83.9"	23.6"	1	UNIT A1	Right of refrigera
7	W35-30	Upper Wall 35.4"W	Upper Wall	35.4"	30.0"	13.0"	1	UNIT A1	Left of refrigerat
SECTION 1 — KITCHEN CABINETS SUBTOTAL							7		
SECTION 2 — BATHROOM CABINETS									
1	VAN74	Vanity 74.0"W	Vanity	74.0"	34.3"	20.9"	1	A-6.00A	Bathroom, left wal
2	LIN24	Linen 23.6"W	Linen	23.6"	83.9"	23.6"	1	A-6.00A	Bathroom, right of
SECTION 2 — BATHROOM CABINETS SUBTOTAL							2		

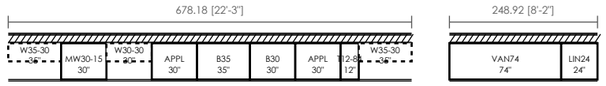

COUNTERTOP PLAN VIEW

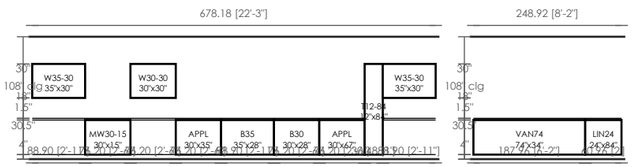

FRONT ELEVATION VIEW

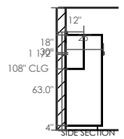

SIDE SECTION VIEW

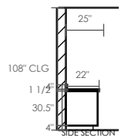

HALIAN KITCHEN AND BATH
kitchen | bath | tile | closet

CASA FAMILIA
PROJECT NO: 23-033
DATE: 11/05/2024
REV: 5.0
DRAWN: A.C.
SCALE: 1/2" = 1'-0"
UNIT B1

UNIT B2-ADA — CABINET SCHEDULE & LAYOUTS

PROJECT: CASA FAMILIA
ADDRESS: 10951 SW 84th St., Miami-Dade, Florida 33173
FINISH: Standard 1
ADA: YES (Fully Accessible)

#	Code	Description	Type	W(in)	H(in)	D(in)	Qty	Elev.	Location
SECTION 1 — KITCHEN CABINETS									
1	W35-30-ADA	Upper Wall 35.4"W	Upper Wall	35.4"	30.0"	13.0"	1	UNIT A1	Left of microwave
2	MW30-15-ADA	Microwave Shelf 30.0"W	Microwave Sh	30.0"	15.0"	13.0"	1	UNIT A1	Above range, Eleva
3	W30-30-ADA	Upper Wall 30.0"W	Upper Wall	30.0"	30.0"	13.0"	1	UNIT A1	Right of microwave
4	B35-ADA	Base 35.4"W	Base	35.4"	34.0"	23.6"	1	UNIT A1	Left of range, Ele
5	B30-ADA	Base 30.0"W	Base	30.0"	34.0"	23.6"	1	UNIT A1	Right of range, El
6	T12-84-ADA	Pantry 11.8"W	Pantry	11.8"	83.9"	23.6"	1	UNIT A1	Right of refrigera
7	W35-30-ADA	Upper Wall 35.4"W	Upper Wall	35.4"	30.0"	13.0"	1	UNIT A1	Left of refrigerat
SECTION 1 — KITCHEN CABINETS SUBTOTAL							7		
SECTION 2 — BATHROOM CABINETS									
1	VAN74-ADA	Vanity 74.0"W	Vanity	74.0"	34.0"	20.9"	1	A-6.00A	Bathroom, left wal
2	LIN24-ADA	Linen 23.6"W	Linen	23.6"	83.9"	23.6"	1	A-6.00A	Bathroom, right of
SECTION 2 — BATHROOM CABINETS SUBTOTAL							2		

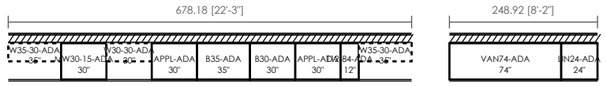

COUNTERTOP PLAN VIEW

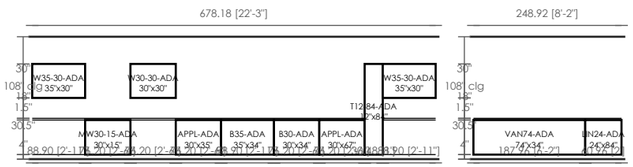

FRONT ELEVATION VIEW

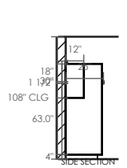

SIDE SECTION VIEW

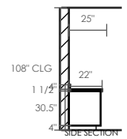

ITALIAN KITCHEN AND BATH
kitchen | bath | tile | closet

CASA FAMILIA
PROJECT NO: 23-033
DATE: 11/05/2024
REV: 5.0
DRAWN: A.C.
SCALE: 1/2" = 1'-0"
UNIT B2-ADA