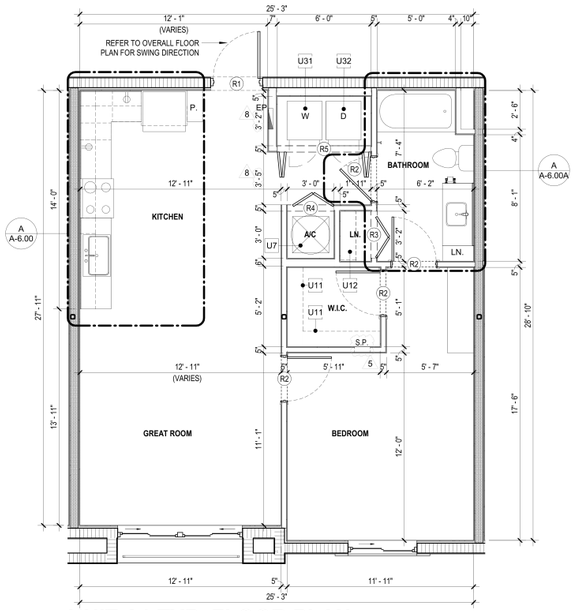

UNIT A1 TYP. FLOOR PLAN
SCALE: 1/4" = 1'-0"

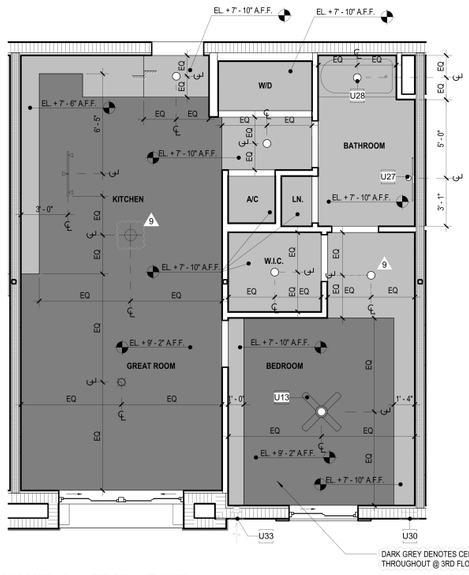

UNIT A1 TYP. RCP
SCALE: 1/4" = 1'-0"

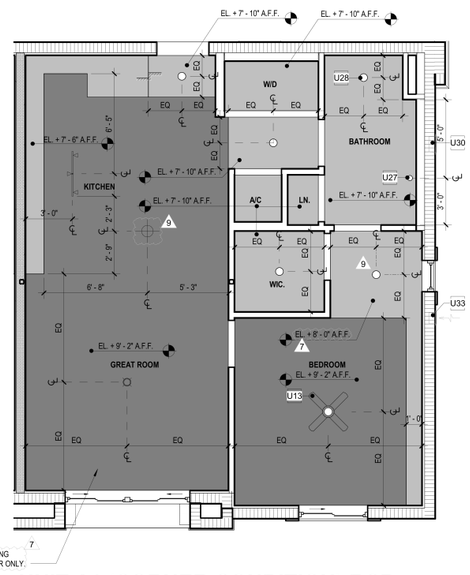

5 UNIT A1 (CORNER CONDITION) RCP
SCALE: 1/4" = 1'-0"

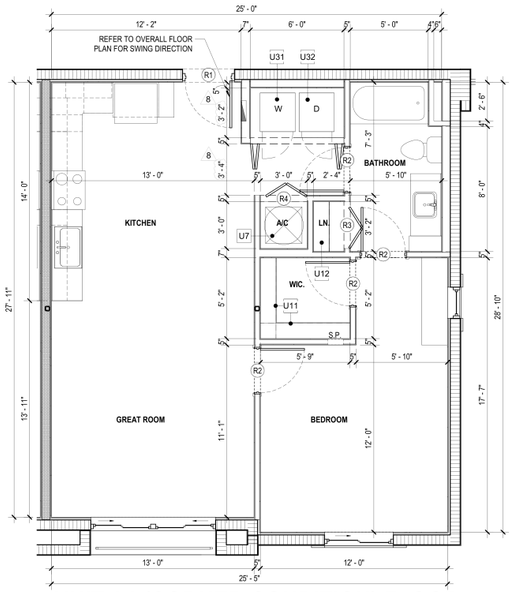

UNIT A1 (CORNER CONDITION) FLOOR PLAN
SCALE: 1/4" = 1'-0"

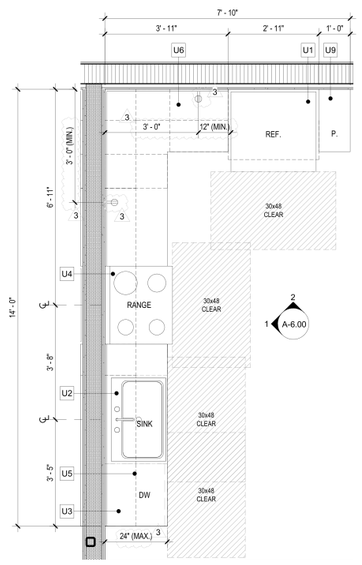

A UNIT A1 KITCHEN PLAN
SCALE: 1/2" = 1'-0"

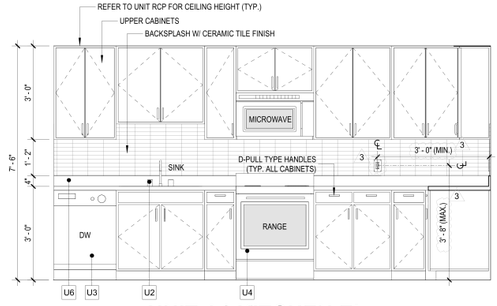

1 UNIT A1 KITCHEN EL.
SCALE: 1/2" = 1'-0"

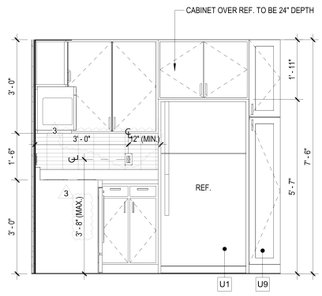

2 UNIT A1 KITCHEN EL.
SCALE: 1/2" = 1'-0"

ATLANTIC PACIFIC COMMUNITY BUILDERS

Bulletin #6

Date Received:
November 19th, 2024

UNIT PLAN - WALL & SYMBOL LEGEND

- REINF. CMU WALL W/O FURRING
- REINF. CMU WALL W/O FURRING (2 HOUR RATED)
- REINF. CMU WALL W/O FURRING (3 HOUR RATED)
- REINF. SHEAR WALL (2 HOUR RATED)
- LOW PARAPET WALL @ 42" MIN.
- TYP. METAL STUD PARTITION WALL
- TYP. 1 HOUR TENANT SEPARATION/SMOKE BARRIER METAL STUD PARTITION WALL
- 2 HOUR UL RATED SHAFT WALL
- CENTER LINE
- WS3 — WINDOW TYPE. REFER TO WINDOW SCHEDULE
- (2) — DENOTES QUANTITY
- C00 — DOOR NUMBER. REFER TO DOOR SCHEDULE
- S1 — STOREFRONT TYPE / LOUVER TYPE
- L001 — LOUVER TYPE. REFER TO SERIES A-10.00
- W5 — WALL TYPE. SEE SHEET A-8.01
- J — JUNCTION BOX (ELECT.) RECESS IN SLAB ABOVE / SCONCE ON WALL
- E.P. — ELECTRICAL PANEL (COORDINATE WITH ELECTRICAL DRAWINGS)

UNIT NOTES

1. UNLESS OTHERWISE INDICATED, INTERIOR PARTITIONS, SHOULD BE WALL TYPE: #29 & #31. REFER TO WALL TYPE SCHEDULE SHEET A-8.01A.
2. TYPICAL DIMENSIONS ARE TO FINISHED SURFACES. DIMENSIONS TO STRUCTURAL ELEMENTS ARE TO FACE OF CORE. THICKNESS OF BATHROOM TILE FINISHES ARE NOT INCLUDED IN WALL ASSEMBLY AND THEREFORE NOT INCLUDED IN FINISHED DIMENSIONS.
3. REFER TO OVERALL FLOOR PLAN FOR OVERALL DIMENSION OF UNITS. OVERALL DIMENSION OF UNITS MAY VARY, BUT NO MORE THAN 6". DISCREPANCIES SHALL BE NOTIFIED TO ARCHITECT.
4. FLOOR SHALL MEET AN IIC OF 50 AND STC OF 50.
5. DEMISING WALLS SHALL MEET A STC OF 50.
6. FOR WINDOW TYPE AND LOCATION PLEASE REFER TO OVERALL FLOOR PLANS.
7. ALL DOORS INTO ROOMS AND CLOSETS SHALL HAVE A CLEAR PASSAGE WIDTH OF 32" MIN. UNLESS NOTED
8. INSTALLATION OF HIGH SPEED INTERNET SHALL BE PROVIDED.
9. NOTE: SEE SHEETS A-6.05A - A-6.06 FOR BATHROOM FIXTURE LEGEND
10. FOR UNIT TYPE LIGHTING AND VENTILATION CALCULATIONS, SEE SHEET 8.00B.

CEILING LEGEND

- GYPSUM BOARD CEILING
- FAN - B.O. FAN SHALL BE 7' MIN. CLR. A.F.F.
- J — JUNCTION BOX
- 6" RECESSED HI-HAT LIGHT FIXTURE - VAPOR PROOF @ SHOWER/TUB
- SURFACE MOUNT LIGHT FIXTURE
- WALL MOUNTED LIGHT FIXTURE
- PENDANT LIGHT 9

CEILING NOTES

1. COORDINATE ALL CEILING FIXTURES SHOWN ON REFLECTED CEILING PLAN WITH ELECTRICAL DRAWINGS. ALL FIXTURES IN FIRST FLOOR SLAB SHALL BE ONE HOUR FIRE RATED OR HAVE A FIRE RATED JUNCTION BOX INSTALLED TO MAINTAIN 1 HOUR SLAB RATING. ALL DISCREPANCIES SHALL BE BROUGHT TO THE ARCHITECT'S ATTENTION BEFORE PROCEEDING WITH THE WORK.
2. ALL ELEVATIONS SHOWN ON PLAN TO BE ABOVE FINISH FLOOR SLAB (TYP. U.O.N.).
3. FOR FIXTURE TYPE AND SPECIFICATIONS, SEE ELECTRICAL DRAWINGS. SUBMIT ALL SHOP DRAWINGS FOR APPROVAL PRIOR TO PROCUREMENT.
4. FIXTURES SHALL NOT BE SPACED LESS THAN 4'-0" FROM OTHERS FIXTURES & SHALL BE EQUALLY SPACED WITHIN A ROOM OR SPACE, UNLESS OTHERWISE SHOWN -COORDINATE WITH FIRE ALARM DRAWINGS.
5. COORDINATE WITH MECHANICAL AND FIRE PROTECTION DRAWINGS FOR LOCATION OF DUCT, DIFFUSER & SPRINKLER.
6. ALL FIXTURES SHALL BE NEW & INSTALLED AS PER MANUFACTURER'S RECOMMENDATION.
7. MINIMUM OF 7'-10" SHALL BE THE TYP. CEILING HEIGHT-UNLESS OTHERWISE NOTED.
8. ALL AUDIO/VISUAL EMERGENCY EQUIPMENT SHALL BE AS PER CODE REQUIREMENTS AND GUIDELINES. CONTRACTOR SHALL REFER TO ELECTRICAL DRAWINGS AND CONSULT OWNER DURING AND AFTER BID PROCESS.
9. VERIFY ALL SOFFIT SIZE AS REQ'D FOR RUNNING DUCTS.
10. ALLOWANCE FOR ADDITIONAL SOFFITS SHALL BE PROVIDED FOR FIELD CONTINGENCY CONDITIONS.

NOTES:

WINDOW TREATMENT:
PROVIDE WINDOW TREATMENT BY HUNTER DOUGLAS OR APPROVED EQUAL. WINDOW TREATMENTS SHALL COMPLY WITH WCMA A 100.1 AND NFPA 701. PRODUCT SHALL BE MANUFACTURED FREE OF TOXIC OR HAZARDOUS MATERIALS. OPERABLE PARTS SHALL COMPLY WITH ADA REQUIREMENTS AND BE INSTALLED AT 48" MAX. AFF.

UNIT KEYNOTE LEGEND 2

U1	ENERGY STAR REFRIGERATOR (PROVIDE CONNECTION FOR ICE MAKER).
U2	SINK SELF RIM W/ GARBAGE DISPOSAL. 9" DEEP MIN./6.5" DEEP MAX @ FULLY ACCESSIBLE UNITS.
U3	DISHWASHER (ENERGY STAR)
U4	FULL SIZE RANGE WITH OVEN AND MICROWAVE ABOVE/ FULLY ACCESSIBLE RANGE WITH HOOD FAN ABOVE @ FULLY ACCESSIBLE UNITS
U5	LINE OF CABINETS ABOVE.
U6	36" HIGH COUNTER.
U7	ENERGY STAR ELECTRIC WATER HEATER / A.H.U.
U8	MIRROR MATCH WIDTH OF VANITY. REFER TO A-6.05a & A-6.06, ADA & FHA BATHROOM FIXTURE LEGEND, #7.
U9	12" WIDTH X 24" DEPTH PANTRY.
U10	ROLL-IN SHOWER STALL SHALL HAVE AN IMPERVIOUS FINISH UP TO CEILING ABOVE DRAIN PER F.B.C. REFER TO A-6.05a, ADA BATHROOM FIXTURE LEGEND, #14.
U11	PROVIDE ADJUSTABLE SHELVING IN BEDROOM CLOSETS.
U12	VINYL COATED WIRE SHELF MOUNTED, AT LEAST ONE AT 54" A.F.F. @ FULLY ACCESSIBLE UNITS LOWEST SHELF @ 15" A.F.F. AND @ LEAST ONE SHELF AT 48" A.F.F. ALL PANTRY & LINEN HAVE (5) SHELVES
U13	CEILING FAN WITH LIGHT KIT ENERGY STAR- PROVIDE WALL CONTROL SWITCH. REFER TO ELECTRICAL DRAWINGS FOR DETAILS. BOTTOM OF FAN SHALL BE 7'-0" MIN. AFF.
U14	12" WIDTH x 24" DEPTH LINEN CABINET.
U15	FINISHED DIM. AS PER TUB MANUFACTURER.REFER TO A-6.06, FHA BATHROOM FIXTURE LEGEND, #11.
U16	TOILET REFER TO A-6.05a & A-6.06, ADA & FHA BATHROOM FIXTURE LEGEND, #1.
U17	HIDDEN LINE DENOTES FUTURE GRAB BAR INSTALLATION, REINFORCEMENT IS REQUIRED. REFER TO A-6.06, FHA BATHROOM FIXTURE LEGEND, #2, #3, #3A, #3B & 3C.
U18	GRAB BAR IN PLACE FOR ALL FULLY ACCESSIBLE UNITS, REINFORCEMENT IS REQUIRED. REFER TO A-6.05a, FHA BATHROOM FIXTURE LEGEND, #2, #3, #12A, #12B & #12C.
U20	VANITY CABINET. REFER TO A-6.06, FHA BATHROOM FIXTURE LEGEND, #5.
U21	TOWEL BAR.REFER TO A-6.05a & A-6.06, ADA & FHA BATHROOM FIXTURE LEGEND, #9.
U22	TOILET PAPER HOLDER. REFER TO A-6.05a & A-6.06, ADA & FHA BATHROOM FIXTURE LEGEND, #8.
U23	CURTAIN ROD.REFER TO A-6.05a & A-6.06, ADA & FHA BATHROOM FIXTURE LEGEND, #13.
U24	FLOOR AREA DRAIN FOR ROLL-IN SHOWERS. REFER TO PLUMBING.
U26	HIDDEN LINE DENOTES FUTURE RETRACTABLE GRAB BAR INSTALLATION, REINFORCEMENT IS REQUIRED. REFER TO A-6.06, FHA BATHROOM FIXTURE LEGEND, #2A.
U27	CENTER VANITY LIGHT OVER VANITY
U28	VAPOR PROOF LIGHT FIXTURE CENTERED WITH SHOWER SPACE.
U29	WALL MOUNTED SHOWER HEAD. REFER TO A-6.06, FHA BATHROOM FIXTURE LEGEND, #15.
U30	COORDINATE TOILET AND DRYER EXHAUST DUCT W/ MECHANICAL DRAWINGS.
U31	FULL SIZE FRONT LOADING WASHER (ENERGY STAR). CONNECTIONS AS PER ELECTRICAL & PLUMBING.
U32	FULL SIZE FRONT LOADING DRYER (ENERGY STAR). CONNECTIONS AS PER ELECTRICAL & PLUMBING.
U33	UNIT INTAKE. COORDINATE W/ MECHANICAL DRAWINGS.
U34	HANDHELD & WALL MOUNTED SHOWER HEAD. REFER TO A-6.05a, ADA BATHROOM FIXTURE LEGEND, #15.
U36	34" MAX. HIGH COUNTER.
U37	ROLL-OUT DRAWER/SHELF.
U38	HIDDEN LINE DENOTES FUTURE GRAB BAR INSTALLATION, REINFORCEMENT IS REQUIRED. REFER TO A-6.06, FHA BATHROOM FIXTURE LEGEND, #12A & #12B.
U39	CATEGORY II SAFETY GLASS. 32" MIN. WIDE FRAME-LESS GLASS SHOWER DOOR W/ FIXED PANEL. PROVIDE 2X4 P.T. WOOD BACKING FOR SHOWER ENCLOSURE (TYP.).
U40	ROB/TOWEL HOOK. UNIT KEYNOTE

CORWILARCHITECTS
4210 LAGUNA ST. CORAL GABLES FL. 33146
LIC.NO. AA-C002151 T.305.448.7383

PROJECT:

Casa Familia
Exceptional Housing for Exceptional People

10951 SW 84th ST,
MIAMI-DADE, FLORIDA 33173

OWNER:

ATLANTIC PACIFIC COMMUNITIES

161 NW 6th ST, Ste. 1020
Miami, Florida 33136

PHASE:

PERMIT SET

FHA UNIT A1 FLOOR PLAN & DETAILS

REVISIONS

Rev #	Revision Description	Date
2	County Comments	11/20/20
3	County Comments	01/08/21
5	County Comments/ Owner VE	04/03/23
7	Pre-con RFIs/Coord.	05/03/24
8	Bulletin #4	05/29/24
9	Coordin.	07/19/24
10	Coordin./Bulletin #6	09/20/24

SEAL:

THIS DRAWINGS IS THE PROPERTY OF CORWIL ARCHITECTS INC. UNLESS OTHERWISE PROVIDED FOR BY CONTRACT, THE CONTENTS OF THIS DRAWINGS ARE CONFIDENTIAL AND SHALL NOT BE TRANSMITTED TO ANY OTHER PARTY EXCEPT AS AGREED TO BY THE ARCHITECT/ENGINEERS.

DATE: 5-18-2020
JOB No.: 2019-20
DRAWN BY MA,CM,JM,JW,FG
APPR BY: AMC
PRINTED: 11/25/2024

A-6.00



UNIT PLAN - WALL & SYMBOL LEGEND

- 8"CMU WALL W/O FURRING
- 8"CMU WALL W/O FURRING (2 HOUR RATED)
- 8"CMU WALL W/O FURRING (3 HOUR RATED)
- 8"CMU SHEAR WALL (2 HOUR RATED)
- LOW PARAPET WALL @ 42" MIN.
- 3 5/8" TYP. METAL STUD PARTITION WALL
- 7 5/8" TYP. 1 HOUR TENANT SEPARATION/SMOKE BARRIER METAL STUD PARTITION WALL
- 1 HOUR UL RATED SHAFT WALL
- CENTER LINE

WS3 WINDOW TYPE. REFER TO WINDOW SCHEDULE
(2) DENOTES QUANTITY
C09 DOOR NUMBER. REFER TO DOOR SCHEDULE
S1 STOREFRONT TYPE / LOUVER TYPE
L001 LOUVER TYPE. REFER TO SERIES A-10.00
WS WALL TYPE. SEE SHEET A-8.01
J JUNCTION BOX (ELECT.) RECESS IN SLAB ABOVE / SCONCE ON WALL
E.P. ELECTRICAL PANEL (COORDINATE WITH ELECTRICAL DRAWINGS)

UNIT NOTES

1. UNLESS OTHERWISE INDICATED, INTERIOR PARTITIONS, SHOULD BE WALL TYPE: #29 & #31. REFER TO WALL TYPE SCHEDULE SHEET A-8.01A.
2. [illegible] DIMENSIONS ARE TO FINISHED SURFACES. DIMENSIONS TO STRUCTURAL ELEMENTS ARE TO BE ADJUSTED ACCORDINGLY TO ACCOMMODATE FINISHES. [illegible] REINFORCE NOT INCLUDED IN FINISHED DIMENSIONS.
3. REFER TO OVERALL FLOOR PLAN FOR OVERALL DIMENSION OF UNITS. OVERALL DIMENSION OF UNITS MAY VARY, BUT NO MORE THAN 6". DISCREPANCIES SHALL BE NOTIFIED TO ARCHITECT.
4. FLOOR SHALL MEET AN IIC OF 50 AND STC OF 50.
5. DEMISING WALLS SHALL MEET A STC OF 50.
6. FOR WINDOW TYPE AND LOCATION PLEASE REFER TO OVERALL FLOOR PLANS.
7. ALL DOORS INTO ROOMS AND CLOSETS SHALL HAVE A CLEAR PASSAGE WIDTH OF 32" MIN. UNLESS NOTED
8. INSTALLATION OF HIGH SPEED INTERNET SHALL BE PROVIDED.
9. NOTE: SEE SHEETS A-6.05A - A-6.06 FOR BATHROOM FIXTURE LEGEND
10. FOR UNIT TYPE LIGHTING AND VENTILATION CALCULATIONS, SEE, SHEET 8.00B.

CEILING LEGEND

- GYPSUM BOARD CEILING
- FAN - B.O. FAN SHALL BE 7' MIN. CLR. A.F.F.
- J JUNCTION BOX
- 6" RECESSED HI-HAT LIGHT FIXTURE - VAPOR PROOF @ SHOWER/TUB
- SURFACE MOUNT LIGHT FIXTURE
- WALL MOUNTED LIGHT FIXTURE
- PENDANT LIGHT

CEILING NOTES

1. COORDINATE ALL CEILING FIXTURES SHOWN ON REFLECTED CEILING PLAN WITH ELECTRICAL DRAWINGS. ALL FIXTURES IN FIRST FLOOR SLAB SHALL BE ONE HOUR FIRE RATED OR HAVE A FIRE RATED JUNCTION BOX INSTALLED TO MAINTAIN 1 HOUR SLAB RATING. ALL DISCREPANCIES SHALL BE BROUGHT TO THE ARCHITECTS ATTENTION BEFORE PROCEEDING WITH THE WORK.
2. ALL ELEVATIONS SHOWN ON PLAN TO BE ABOVE FINISH FLOOR SLAB (TYP. U.O.N.).
3. FOR FIXTURE TYPE AND SPECIFICATIONS. SEE ELECTRICAL DRAWINGS. SUBMIT ALL SHOP DRAWINGS FOR APPROVAL PRIOR TO PROCUREMENT.
4. FIXTURES SHALL NOT BE SPACED LESS THAN 4'-0" FROM OTHERS FIXTURES & SHALL BE EQUALLY SPACED WITHIN A ROOM OR SPACE, UNLESS OTHERWISE SHOWN. COORDINATE WITH FIRE ALARM DRAWINGS.
5. COORDINATE WITH MECHANICAL AND FIRE PROTECTION DRAWINGS FOR LOCATION OF DUCT, DIFFUSER & SPRINKLER.
6. ALL FIXTURES SHALL BE NEW & INSTALLED AS PER MANUFACTURER'S RECOMMENDATION.
7. MINIMUM OF 7'-10" SHALL BE THE TYP. CEILING HEIGHT UNLESS OTHERWISE NOTED.
8. ALL AUDIO/VISUAL EMERGENCY EQUIPMENT SHALL BE AS PER CODE REQUIREMENTS AND GUIDELINES. CONTRACTOR SHALL REFER TO ELECTRICAL DRAWINGS AND CONSULT OWNER DURING AND AFTER BID PROCESS.
9. VERIFY ALL SOFFIT SIZE AS RECD FOR RUNNING DUCTS.
10. ALLOWANCE FOR ADDITIONAL SOFFITS SHALL BE PROVIDED FOR FIELD CONTINGENCY CONDITIONS.

NOTES:

WINDOW TREATMENT:
PROVIDE WINDOW TREATMENT BY HUNTER DOUGLAS OR APPROVED EQUAL. WINDOW TREATMENTS SHALL COMPLY WITH IRC/IMA A 100.1 AND NFPA 701. PRODUCT SHALL BE MANUFACTURED FREE OF TOXIC OR HAZARDOUS MATERIALS. OPERABLE PARTS SHALL COMPLY WITH ADA REQUIREMENTS AND BE INSTALLED AT 48" MAX. AFF.

UNIT KEYNOTE LEGEND

U1	ENERGY STAR REFRIGERATOR (PROVIDE CONNECTION FOR ICE MAKER)
U2	SINK: SELF RIM W/ GARBAGE DISPOSAL. 9" DEEP MIN./6.5" DEEP MAX @ FULLY ACCESSIBLE UNITS.
U3	DISHWASHER (ENERGY STAR)
U4	FULL SIZE RANGE WITH OVEN AND MICROWAVE ABOVE/ FULLY ACCESSIBLE RANGE WITH HOOD FAN ABOVE @ FULLY ACCESSIBLE UNITS
U5	LINE OF CABINETS ABOVE.
U6	36" HIGH COUNTER.
U7	ENERGY STAR TANKLESS/DEMAND/INSTANTANEOUS WATER HEATER / A.H.U.
U8	12" DEEP BASE CABINETS WITH 24" COUNTER DEPTH. REFER TO A-6.05a, ADA BATHROOM FIXTURE LEGEND, #14.
U9	12" WIDTH X 24" DEPTH PANTRY.
U10	ROLL-IN SHOWER STALL SHALL HAVE AN IMPERVIOUS FINISH UP TO CEILING ABOVE DRAIN PER F.B.C. REFER TO A-6.05a, ADA BATHROOM FIXTURE LEGEND, #14.
U11	PROVIDE ADJUSTABLE SHELVING IN BEDROOM CLOSETS.
U12	VINYL COATED WIRE SHELF MOUNTED, AT LEAST ONE AT 54" A.F.F. @ FULLY ACCESSIBLE UNITS LOWEST SHELF @ 15" A.F.F. AND @ LEAST ONE SHELF AT 48" A.F.F. ALL PANTRY & LINEN HAVE (5) SHELVES.
U13	CEILING FAN WITH LIGHT KIT ENERGY STAR- PROVIDE WALL CONTROL SWITCH. REFER TO ELECTRICAL DRAWINGS FOR DETAILS. BOTTOM OF FAN SHALL BE 7'-0" MIN. AFF.
U14	12" WIDTH x 24" DEPTH LINEN CABINET.
U15	FINISHED DIM. AS PER TUB MANUFACTURER.REFER TO A-6.06, FHA BATHROOM FIXTURE LEGEND, #11.
U16	TOILET. REFER TO A-6.05a & A-6.06, ADA & FHA BATHROOM FIXTURE LEGEND, #1.
U17	HIDDEN LINE DENOTES FUTURE GRAB BAR INSTALLATION, REINFORCEMENT IS REQUIRED. REFER TO A-6.06, FHA BATHROOM FIXTURE LEGEND, #2, #3, #3A, #3B & 3C.
U18	GRAB BAR IN PLACE FOR ALL FULLY ACCESSIBLE UNITS. REINFORCEMENT IS REQUIRED. REFER TO A-6.05a, FHA BATHROOM FIXTURE LEGEND, #2, #3, #12A, #12B & #12C.
U20	VANITY CABINET. REFER TO A-6.06, FHA BATHROOM FIXTURE LEGEND, #5.
U21	TOWEL BAR REFER TO A-6.05a & A-6.06, ADA & FHA BATHROOM FIXTURE LEGEND, #9.
U22	TOILET PAPER HOLDER. REFER TO A-6.05a & A-6.06, ADA & FHA BATHROOM FIXTURE LEGEND, #8.
U23	CURTAIN ROD REFER TO A-6.05a & A-6.06, ADA & FHA BATHROOM FIXTURE LEGEND, #13.
U24	FLOOR AREA DRAIN FOR ROLL-IN SHOWERS. REFER TO PLUMBING.
U26	HIDDEN LINE DENOTES FUTURE RETRACTABLE GRAB BAR INSTALLATION, REINFORCEMENT IS REQUIRED. REFER TO A-6.06, FHA BATHROOM FIXTURE LEGEND, #2A.
U27	CENTER VANITY LIGHT OVER VANITY.
U28	VAPOR PROOF LIGHT FIXTURE CENTERED WITH SHOWER SPACE.
U29	WALL MOUNTED SHOWER HEAD. REFER TO A-6.06, FHA BATHROOM FIXTURE LEGEND, #15.
U30	COORDINATE TOILET AND DRYER EXHAUST DUCT W/ MECHANICAL DRAWINGS.
U31	FULL SIZE FRONT LOADING WASHER (ENERGY STAR). CONNECTIONS AS PER ELECTRICAL & PLUMBING.
U32	FULL SIZE FRONT LOADING DRYER (ENERGY STAR). CONNECTIONS AS PER ELECTRICAL & PLUMBING.
U33	UNIT INTAKE. COORDINATE W/ MECHANICAL DRAWINGS.
U34	HANDHELD & WALL MOUNTED SHOWER HEAD. REFER TO A-6.05a, ADA BATHROOM FIXTURE LEGEND, #15.
U36	34" MAX. HIGH COUNTER.
U37	ROLL-OUT DRAWER/SHELF
U38	HIDDEN LINE DENOTES FUTURE GRAB BAR INSTALLATION, REINFORCEMENT IS REQUIRED. REFER TO A-6.06, FHA BATHROOM FIXTURE LEGEND, #12A & #12B.
U39	CATEGORY II SAFETY GLASS. 32" MIN. WIDE FRAME-LESS GLASS SHOWER DOOR W/ FIXED PANEL. PROVIDE 2X4 P.T. WOOD BACKING FOR SHOWER ENCLOSURE (TYP.).
U40	ROB/TOWEL HOOK. UNIT KEYNOTE

ATLANTIC PACIFIC COMMUNITY BUILDERS
Bulletin #6
Date Received:
November 19th, 2024

CORWIL ARCHITECTS
420 LAGUNA ST. CORAL GABLES FL. 33146
LIC.NO. AA-C002151 T.305.448.7383

PROJECT:
Casa Familia
Exceptional Housing for Exceptional People
10951 SW 84th ST, MIAMI-DADE, FLORIDA 33173

OWNER:
ATLANTIC PACIFIC COMMUNITIES
161 NW 6th ST, Ste. 1020 Miami, Florida 33136

PHASE:
PERMIT SET

FHA UNIT A1 FLOOR PLAN & DETAILS

REVISIONS

Rev #	Revision Description	Date
2	County Comments	11/20/20
3	County Comments	01/08/21
5	County Comments/ Owner VE	04/03/23
7	Pre-con RFIs/Coord.	05/03/24
8	Bulletin #4	05/29/24
9	Coordin.	07/19/24
10	Coordin./Bulletin #6	09/20/24

SEAL:

THIS DRAWINGS IS THE PROPERTY OF CORWIL ARCHITECTS INC. UNLESS OTHERWISE PROVIDED FOR BY CONTRACT, THE CONTENTS OF THIS DRAWINGS ARE CONFIDENTIAL AND SHALL NOT BE TRANSMITTED TO ANY OTHER PARTY EXCEPT AS AGREED TO BY THE ARCHITECT/ENGINEER.

DATE: **5-18-2020**
JOB No.: **2019-20**
DRAWN BY: **MA,CM,JM,JW,FG**
APPR BY: **AMC**
PRINTED: **11/25/2024**

A-6.00

DETECTED REGIONS

- BATH (20 occurrences)
- FLOOR PLAN (4 occurrences)
- KITCHEN (7 occurrences)
- SCALE (7 occurrences)
- VANITY (3 occurrences)

DIMENSION MARKERS

- Metric (cm/mm): 28 found
- Imperial (ft/in): 26 found
- Location Labels: 26 found

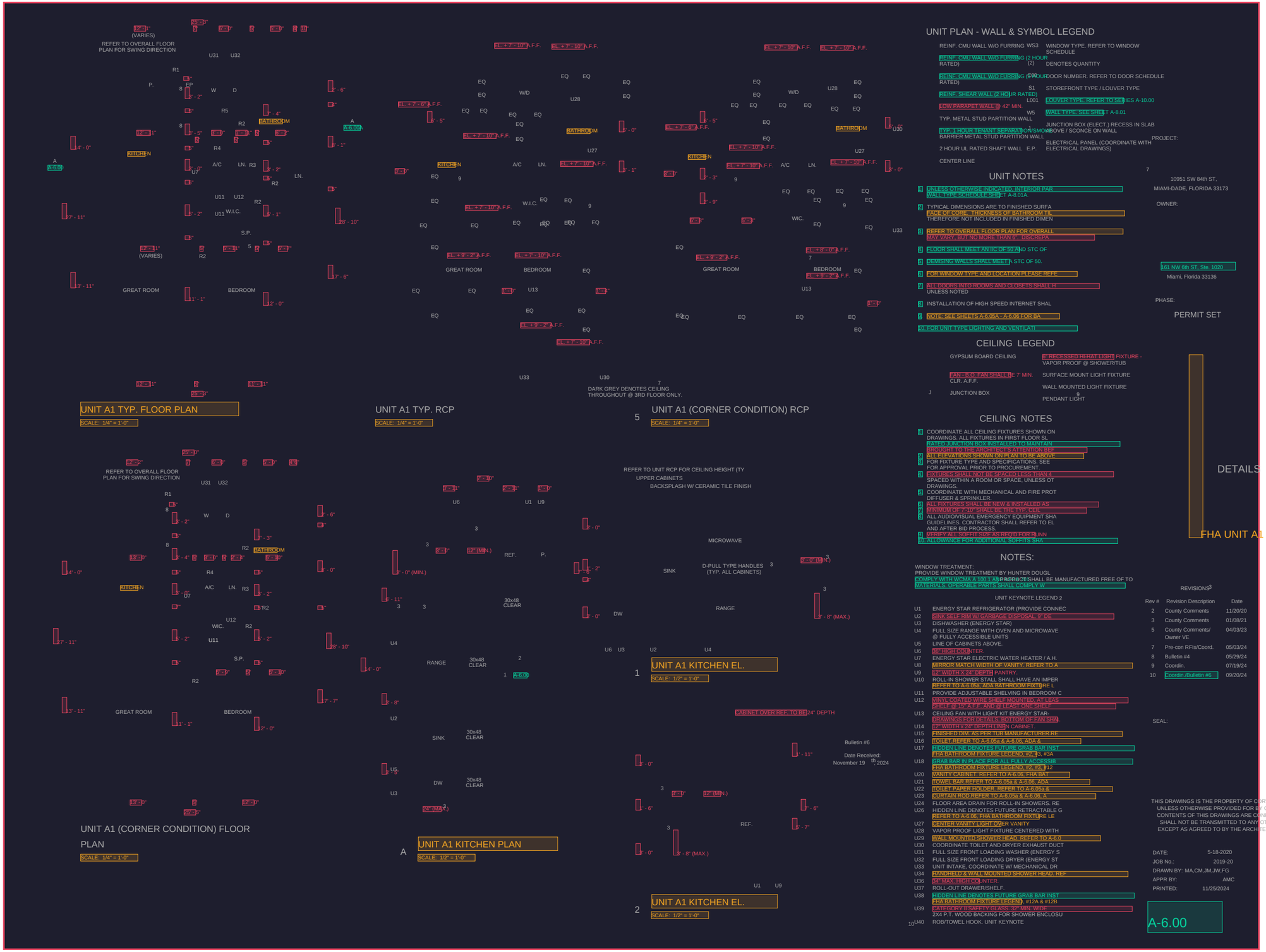

EXTRACTION STATS

Total text spans	638
Dimension strings	301
Vector paths	74607
Embedded images	4
Detected regions	5
Page width (pts)	2592.0
Page height (pts)	1728.0
Page width (inches)	36.00"
Page height (inches)	24.00"

COLOUR LEGEND

- Section / Elevation labels
- Imperial dimensions (ft/in)
- Metric dimensions (cm/mm)
- Other text

SAMPLE DIMENSIONS FOUND

LOUVER TYPE. REFER TO SERIES	[CM]
WALL TYPE. SEE SHEET A-8.01	[CM]
ABOVE / SCONCE ON WALL	[LBL]
UNIT PLAN - WALL & SYMBOL LE	[LBL]
REINF. CMU WALL W/O FURRING	[LBL]
REINF. CMU WALL W/O FURRING	[CM]
REINF. CMU WALL W/O FURRING	[CM]
REINF. SHEAR WALL (2 HOUR RA	[CM]
LOW PARAPET WALL @ 42" MIN.	[CM]
TYP. METAL STUD PARTITION WA	[LBL]
TYP. 1 HOUR TENANT SEPARATIO	[CM]
BARRIER METAL STUD PARTITION	[LBL]
2 HOUR UL RATED SHAFT WALL	[LBL]
UNIT NOTES	[LBL]
1.	[CM]
UNLESS OTHERWISE INDICATED,	[CM]
WALL TYPE SCHEDULE SHEET A-8	[CM]
2.	[CM]
FACE OF CORE. THICKNESS OF	[LBL]
3.	[CM]
REFER TO OVERALL FLOOR PLAN	[LBL]
MAY VARY, BUT NO MORE THAN 6	[CM]
4.	[CM]

PAGE D — FULL EXTRACTION REPORT

All dimension strings, cabinet labels, and geometry summary extracted by PyMuPDF

ALL EXTRACTED TEXT STRINGS (Type-Classified)

#	TEXT	TYPE	X	Y	SIZE
1	LOUVER TYPE. REFER TO	METRIC	2152.4	181.4	9.6
2	WALL TYPE. SEE SHEET A	LABEL	2152.4	203.5	9.6
3	ABOVE / SCONCE ON WALL	LABEL	2152.4	236.8	9.6
4	UNIT PLAN - WALL & SYM	LABEL	1904.8	58.2	24.9
5	REINF. CMU WALL W/O FU	LABEL	1932.6	82.0	9.6
6	REINF. CMU WALL W/O FU	LABEL	1932.6	104.0	9.6
7	REINF. CMU WALL W/O FU	LABEL	1932.6	137.3	9.6
8	REINF. SHEAR WALL (2 H	LABEL	1932.6	170.4	9.6
9	LOW PARAPET WALL @ 42"	LABEL	1932.6	192.6	9.6
10	TYP. METAL STUD PARTIT	LABEL	1932.6	214.7	9.6
11	TYP. 1 HOUR TENANT SEP	METRIC	1932.6	236.8	9.6
12	BARRIER METAL STUD PAR	LABEL	1932.6	247.8	9.6
13	2 HOUR UL RATED SHAFT	LABEL	1932.6	270.0	9.6
14	UNIT NOTES	LABEL	2034.7	322.9	24.9
15	1.	METRIC	1888.6	343.1	9.6
16	UNLESS OTHERWISE INDIC	LABEL	1906.6	343.1	9.6
17	WALL TYPE SCHEDULE SHE	LABEL	1906.6	354.1	9.6
18	2.	METRIC	1888.6	376.2	9.6
19	FACE OF CORE. THICKNE	LABEL	1906.6	387.4	9.6
20	3.	METRIC	1888.6	420.5	9.6
21	REFER TO OVERALL FLOOR	LABEL	1906.6	420.5	9.6
22	MAY VARY, BUT NO MORE	METRIC	1906.6	431.5	9.6
23	4.	METRIC	1888.6	453.6	9.6
24	FLOOR SHALL MEET AN II	LABEL	1906.6	453.6	9.6
25	5.	METRIC	1888.6	475.8	9.6
26	DEMISING WALLS SHALL M	LABEL	1906.6	475.8	9.6
27	6.	METRIC	1888.6	497.9	9.6
28	FOR WINDOW TYPE AND LO	LABEL	1906.6	497.9	9.6
29	7.	METRIC	1888.6	520.0	9.6
30	ALL DOORS INTO ROOMS A	METRIC	1906.6	520.0	9.6
31	8.	METRIC	1888.6	553.1	9.6
32	9.	METRIC	1888.6	575.3	9.6
33	NOTE: SEE SHEETS A-6.0	LABEL	1906.6	575.3	9.6
34	10. FOR UNIT TYPE LIGH	LABEL	1888.6	597.4	9.6
35	WALL MOUNTED LIGHT FIX	LABEL	2145.2	704.9	9.6
36	FAN - B.O. FAN SHALL B	IMPERIAL	1954.1	682.7	9.6
37	1.	METRIC	1888.6	786.2	9.6
38	COORDINATE ALL CEILING	LABEL	1906.6	786.2	9.6
39	DRAWINGS. ALL FIXTURES	LABEL	1906.6	797.3	9.6
40	RATED JUNCTION BOX INS	METRIC	1906.6	808.3	9.6
41	2.	METRIC	1888.6	830.4	9.6
42	ALL ELEVATIONS SHOWN O	LABEL	1906.6	830.4	9.6
43	3.	METRIC	1888.6	841.6	9.6
44	4.	METRIC	1888.6	863.6	9.6
45	FIXTURES SHALL NOT BE	IMPERIAL	1906.6	863.6	9.6
46	5.	METRIC	1888.6	896.8	9.6
47	6.	METRIC	1888.6	918.8	9.6
48	7.	METRIC	1888.6	929.9	9.6
49	MINIMUM OF 7'-10" SHAL	IMPERIAL	1906.6	929.9	9.6
50	8.	METRIC	1888.6	941.0	9.6
51	9.	METRIC	1888.6	974.2	9.6
52	10. ALLOWANCE FOR ADDI	METRIC	1888.6	985.2	9.6
53	COMPLY WITH WCMA A 100	METRIC	1882.0	1055.8	9.6

... and 248 more strings

GEOMETRY & VECTOR PATHS SUMMARY

Total vector paths	**74607**
→ Line segments	**72774**
→ Rectangles	**1110**
→ Bezier curves	**2619**
Text spans extracted	**638**
Dimension/label strings	**301**
Embedded images	**4**
Detected keyword regions	**5**

DETECTED KEYWORD REGIONS

BATH — 20 occurrence(s)
- bbox: (1907,380) → (2315,389) [408×10 pts]
- bbox: (1907,568) → (2180,577) [274×10 pts]

FLOOR PLAN — 4 occurrence(s)
- bbox: (1907,413) → (2311,423) [405×10 pts]
- bbox: (1907,490) → (2217,500) [310×10 pts]

KITCHEN — 7 occurrence(s)
- bbox: (256,272) → (292,281) [36×9 pts]
- bbox: (896,292) → (932,301) [36×9 pts]

SCALE — 7 occurrence(s)
- bbox: (159,761) → (277,773) [118×13 pts]
- bbox: (768,761) → (886,773) [118×13 pts]

VANITY — 3 occurrence(s)
- bbox: (1918,1205) → (2331,1215) [413×10 pts]
- bbox: (1918,1405) → (2201,1414) [283×10 pts]

CABINET KEYWORD HITS

>> ALL DOORS INTO ROOMS AND CLOSETS SHALL H	@ (1907, 520)
>> SINK	@ (885, 1345)
>> RANGE	@ (874, 1208)
>> SINK	@ (1362, 1041)
>> MICROWAVE	@ (1455, 985)
>> UPPER CABINETS	@ (1306, 872)
>> (TYP. ALL CABINETS)	@ (1452, 1042)
>> RANGE	@ (1471, 1109)
>> CABINET OVER REF. TO BE 24" DEPTH	@ (1511, 1299)
>> ENERGY STAR REFRIGERATOR (PROVIDE CONNEC	@ (1918, 1110)
>> SINK SELF RIM W/ GARBAGE DISPOSAL. 9" DE	@ (1918, 1123)
>> DISHWASHER (ENERGY STAR)	@ (1918, 1136)
>> FULL SIZE RANGE WITH OVEN AND MICROWAVE	@ (1918, 1149)
>> LINE OF CABINETS ABOVE.	@ (1918, 1174)
>> MIRROR MATCH WIDTH OF VANITY. REFER TO A	@ (1918, 1213)
>> 12" WIDTH X 24" DEPTH PANTRY.	@ (1918, 1226)
>> PROVIDE ADJUSTABLE SHELVING IN BEDROOM C	@ (1918, 1263)
>> SHELF @ 15" A.F.F. AND @ LEAST ONE SHELF	@ (1918, 1287)
>> 12" WIDTH x 24" DEPTH LINEN CABINET.	@ (1918, 1325)
>> VANITY CABINET. REFER TO A-6.06, FHA BAT	@ (1918, 1412)
>> CENTER VANITY LIGHT OVER VANITY	@ (1918, 1502)